

Workload Balance Report

Quality Lab Inc

Based on a 40.00 Hour Work Week

10/6

Expected Man Hours:

Hours Until Due:

Calj Jb Jones


Date Required: 11-Oct

Task ID: 4 WO ID: 2

24.00

24.00

Total Man Hours



Total Expected Man Hours: 24.00

Frank Gj Ybg

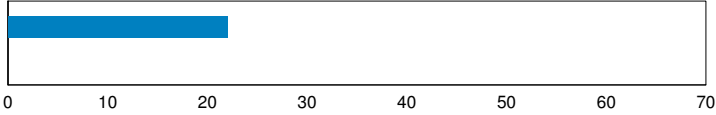
Date Required: 11-Oct

Task ID: 5 WO ID: 2

22.00

24.00

Total Man Hours



Total Expected Man Hours: 22.00

John Ga JH

Date Required: 11-Oct

Task ID: 3 WO ID: 2

0.00

24.00

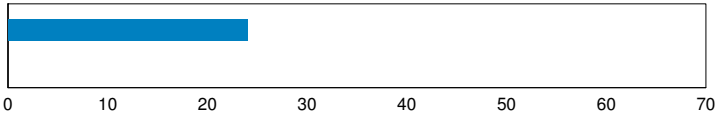
Date Required: 18-Oct

Task ID: 12 WO ID: 13

24.00

64.00

Total Man Hours



Total Expected Man Hours: 24.00

Workload Balance Report

Quality Lab Inc

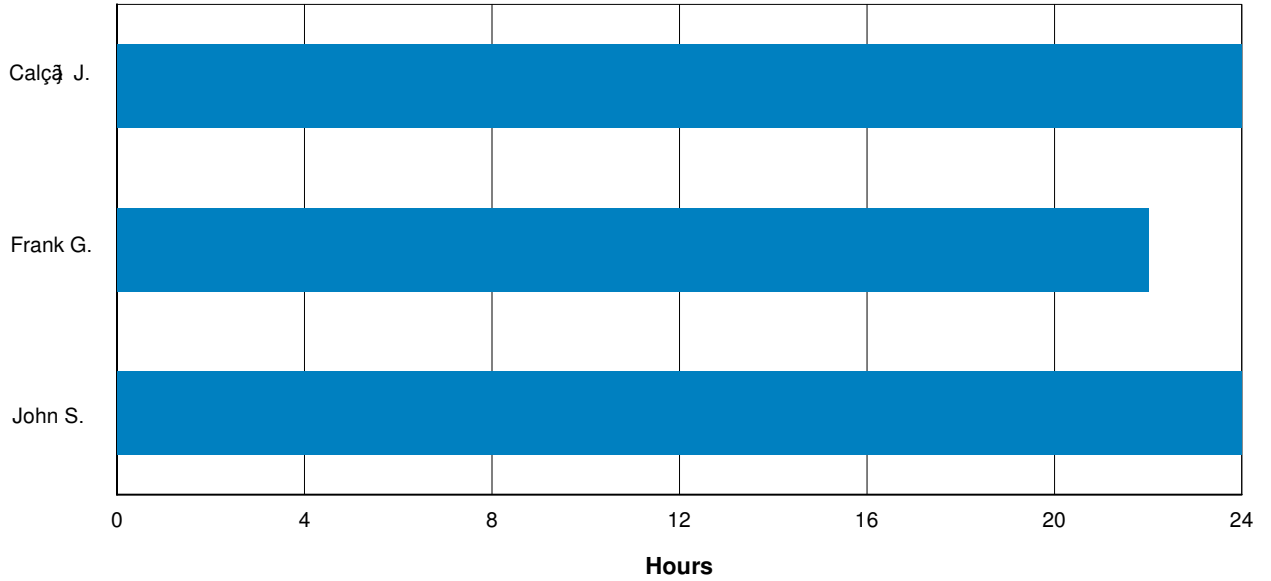
Based on a 40.00 Hour Work Week

10/6

Expected Man Hours: Hours Until Due:

All Technicians

Total Man Hours / Technician



Total Man Hours / Technician



Calvin Jones	24	4.3%
Frank Givens	22	31.4%
John Smith	24	34.3%
Total:	70	100.0%